










CURRICULUM

Georgia Auditions Theory Exams

LEVEL A (Grades 4-6)

Examples may be given on the treble staff, bass staff, or Grand Staff.

Topic	Description
Key Signatures	ID: Major up to 3 sharps & flats (C, G, D, A, F, B \flat , E \flat)
Notation & Calligraphy	Notes: 
	Rests: quarter, half, & whole (including placement on correct lines)
	ID: 
	Pitch ID: Name notes on a staff up to 1 ledger line above or below.
Intervals	ID: Chord (3 or more notes) vs. Interval (2 notes)
	ID: 2nd-8th (number only, not quality)
Scales	Not tested at this level.
HARMONY: Triads/Chords	ID: Chord (3 or more notes) vs. Interval (2 notes)
RHYTHM: Time Signatures / Meter	Time signatures: $\frac{2}{4}$ $\frac{3}{4}$ $\frac{4}{4}$
	Values:  and their rests
Terms & Symbols	
	Gradually getting louder
	Gradually getting softer
	Hold or pause
:	Indicates to repeat a section
<i>ff</i>	Very loud
<i>f</i>	Loud
<i>mf</i>	Moderately loud
<i>p</i>	Soft
<i>mp</i>	Moderately soft
<i>pp</i>	Very soft
	Accent
	Slur
	Tie
Adagio	A slow tempo
Allegro	A fast tempo
Legato	Smooth & connected
Ritardando	Gradually slowing down
Staccato	Short & separated
Tempo	Speed

CURRICULUM

Georgia Auditions Theory Exams

LEVEL B (Grades 7-9)

All of Level A, plus the following:


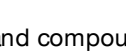




Topic	Description
Key Signatures	ID: Major and/or Relative Minor up to 5 sharps & flats (C/a, G/e, D/b, A/f \sharp , E/c \sharp , B/g \sharp , F/d, B \flat /g, E \flat /c, A \flat /f, D \flat /b \flat) Order of sharps & flats, represented either by accidentals on a staff or just by letter names, e.g., "F-C-G-etc."
Notation & Calligraphy	Accidentals: \sharp \flat \natural on lines or spaces Enharmonic pitches (only \sharp \flat \natural but not \times or $\flat\flat$); These pairs only (C \sharp -D \flat , D \sharp -E \flat , F \sharp -G \flat , G \sharp -A \flat , A \sharp -B \flat)
Intervals	ID: Number (2nd-8th/octave) & Quality (M, m, or P) ID & Write: Whole & Half Steps
Scales	Add accidentals to given notes to create a Major scale without writing a key signature (up to 5 \sharp or 5 \flat) Answer questions about Major scales (up to 5 \sharp or 5 \flat), e.g., "What is the 6th note of an A \flat major scale?"
HARMONY: Triads/Chords	ID: Major tonic triads (with root as tonic) from key signatures at this level ID: Major key I, IV, & V triads in root position from key signatures at this level.
RHYTHM: Time Signatures / Meter	Time signatures: $\frac{6}{8}$ $\frac{9}{8}$ $\frac{12}{8}$ C C Values: ♪ & ♪ & rests Upbeat, e.g., "What beat does this pickup note begin on?" Dotted rhythm in $\frac{4}{4}$ = ♪ ♪
Terms	All of Level A, plus the following:
<i>8^{va}</i>	Indicates to play notes an octave higher
C	$\frac{4}{4}$, common time
C	$\frac{2}{2}$, alla breve
A tempo	Return to the original speed or tempo
Adagio	Slow
Allegro	Fast
Andante	Moderate or walking speed
Cantabile	In a singing manner
Crescendo	Gradually getting louder
D.C. al Fine	Repeat from the beginning to the Fine
D.S. al Fine	Repeat from the sign to the Fine
Diminuendo	Gradually getting softer; decrescendo
Fermata	Hold or pause
Fortissimo	Very loud
Largo	Very slow
Mezzo forte	Moderately loud
Mezzo piano	Moderately soft
Molto	Much
Pianissimo	Very soft
Poco	Little
Presto	Very fast

CURRICULUM

Georgia Auditions Theory Exams

LEVEL C (Grades 10-12)










All of Levels A & B, plus the following:

Topic	Description
Key Signatures	ID: ALL major keys and/or their relative minors (C-a, G-e, D-b, A-f \sharp , E-c \sharp , B-g \sharp , F \sharp -d \sharp , C \sharp -a \sharp , C \flat -a \flat , G \flat -e \flat , D \flat -b \flat , A \flat -f, E \flat -c, B \flat -g, F-d)
	Write order of sharps & flats <i>in standard placement</i> on the Grand Staff
Notation & Calligraphy	
Intervals	Write: 2nd-8th/octave (number only, not quality; ascending or descending)
	ID: Number (Perfect Unison (PU)-8th) & Quality (M, m, or P; ascending or descending).
Scales	Draw scales in major keys & their relative minors (both natural and harmonic minor forms) up to 4 sharps & flats. Students may be asked to either draw a key signature or just draw accidentals next to notes to form the scale.
HARMONY: Triads/Chords	Draw Major key I, IV, & V triads in root position from key signatures tested at this level.
	ID: The root of inverted triads
	ID: Secondary triads of the Major scale in root position (ii, iii, & vi)
	Cadences: ID Authentic (V-I) and Half (I-V or IV-V) from triads in root position
	NOTE: Triads must be in root position. Commonly used inversions of IV and V7 are not acceptable, e.g., Faber.
RHYTHM: Time Signatures / Meter	Time signatures: $\frac{2}{8}$ $\frac{3}{8}$ $\frac{4}{8}$ $\frac{2}{2}$ $\frac{3}{2}$ $\frac{4}{2}$
	Values: simple  or  and compound 
	Common time  and cut time 
	Write in a missing time signature for a given example
Terms	All of Levels A & B, plus the following:
	Tenuto; hold for full value, indicating an emphasis
AB	Binary
ABA	Ternary
Accelerando	Gradually grow faster
Coda	Tail or ending section
Dolce	Sweetly
Espressivo	With expression
Meno	Less
Moderato	Moderately
Piú	More
Poco a poco	Little by little
Rubato	Give & take within a tempo
Sempre	Always
Sforzando, <i>sfz</i>	Suddenly loud accent
Simile	In the same manner
Subito	Suddenly
Vivace	Lively

CURRICULUM


Georgia Auditions Theory Exams

Each level is cumulative, so each level includes not only on the terms listed at that level, but also all terms appearing in previous levels.

TERMS by LEVEL		
	Term	Definition
LEVEL A		Gradually getting louder
		Gradually getting softer
		Hold or pause
		Indicates to repeat a section
	<i>ff</i>	Very loud
	<i>f</i>	Loud
	<i>mf</i>	Moderately loud
	<i>p</i>	Soft
	<i>mp</i>	Moderately soft
	<i>pp</i>	Very soft
		Accent
		Slur
		Tie
	Adagio	A slow tempo
	Allegro	A fast tempo
Legato	Smooth & connected	
Ritardando	Gradually slowing down	
Staccato	Short & separated	
Tempo	Speed	
LEVEL B	<i>8va</i>	Indicates to play notes an octave higher
		⁴ / ₄ , common time
		² / ₂ , alla breve
	A tempo	Return to the original speed or tempo
	Adagio	Slow
	Allegro	Fast
	Andante	Moderate or walking speed
	Cantabile	In a singing manner
	Crescendo	Gradually getting louder
	D.C. al Fine	Repeat from the beginning to the Fine
	D.S. al Fine	Repeat from the sign to the Fine
	Diminuendo	Gradually getting softer; decrescendo
	Fermata	Hold or pause
	Fortissimo	Very loud
	Largo	Very slow

CURRICULUM

Georgia Auditions Theory Exams

TERMS by LEVEL		
	Mezzo forte	Moderately loud
	Mezzo piano	Moderately soft
	Molto	Much
	Pianissimo	Very soft
	Poco	Little
	Presto	Very fast
LEVEL C		Tenuto; hold for full value, indicating an emphasis
	AB	Binary
	ABA	Ternary
	Accelerando	Gradually grow faster
	Coda	Tail or ending section
	Dolce	Sweetly
	Espressivo	With expression
	Meno	Less
	Moderato	Moderately
	Piú	More
	Poco a poco	Little by little
	Rubato	Give & take within a tempo
	Sempre	Always
	Sforzando, <i>sfz</i>	Suddenly loud accent
	Simile	In the same manner
	Subito	Suddenly
Vivace	Lively	